

Scaled data based on original data using  
LM-79-08 Approved Method: Electrical and Photometric Measurements of Solid-  
State Lighting Products

Test Report Prepared for  
Cooper Lighting Solutions  
(formerly Eaton)

Brand: INVUE

Report Number: P140758

Luminaire Tested: **ECM-E03-LED-E1-RW-8030**

Issue Date: 03/03/2020

**Test Information**

Test Method: LM-79-08  
Report Number: P140758  
REPORT IS SCALED FROM IESNA LM-79-08 TEST DATA (P33689)  
Test Lab: INNOVATION CENTER-P3  
Issue Date: 03/03/2020  
Manufacturer: COOPER LIGHTING SOLUTIONS (FORMERLY EATON)  
Product Line: INVUE  
Catalog Number: ECM-E03-LED-E1-RW-8030  
Description: EPIC CLASSICAL MEDIUM DECORATIVE LED LUMINAIRE  
(3) LIGHTBARS WITH AccuLED OPTICS - RECTANGULAR WIDE  
Light Source: (63) 3000K CCT, 80 CRI LEDs  
Ballast/Driver: -

**Summary**

Lumens per Lamp: N/A  
Luminaire Lumens: 7487.9 lumens  
Efficiency: N/A  
Efficacy: 99.6 lumens/watt  
Luminous Opening: Rectangular (W 0.5' x L: 1' x H: 0')  
IES Classification: Type I - Short - Full Cutoff  
BUG Rating: B3 - U0 - G3

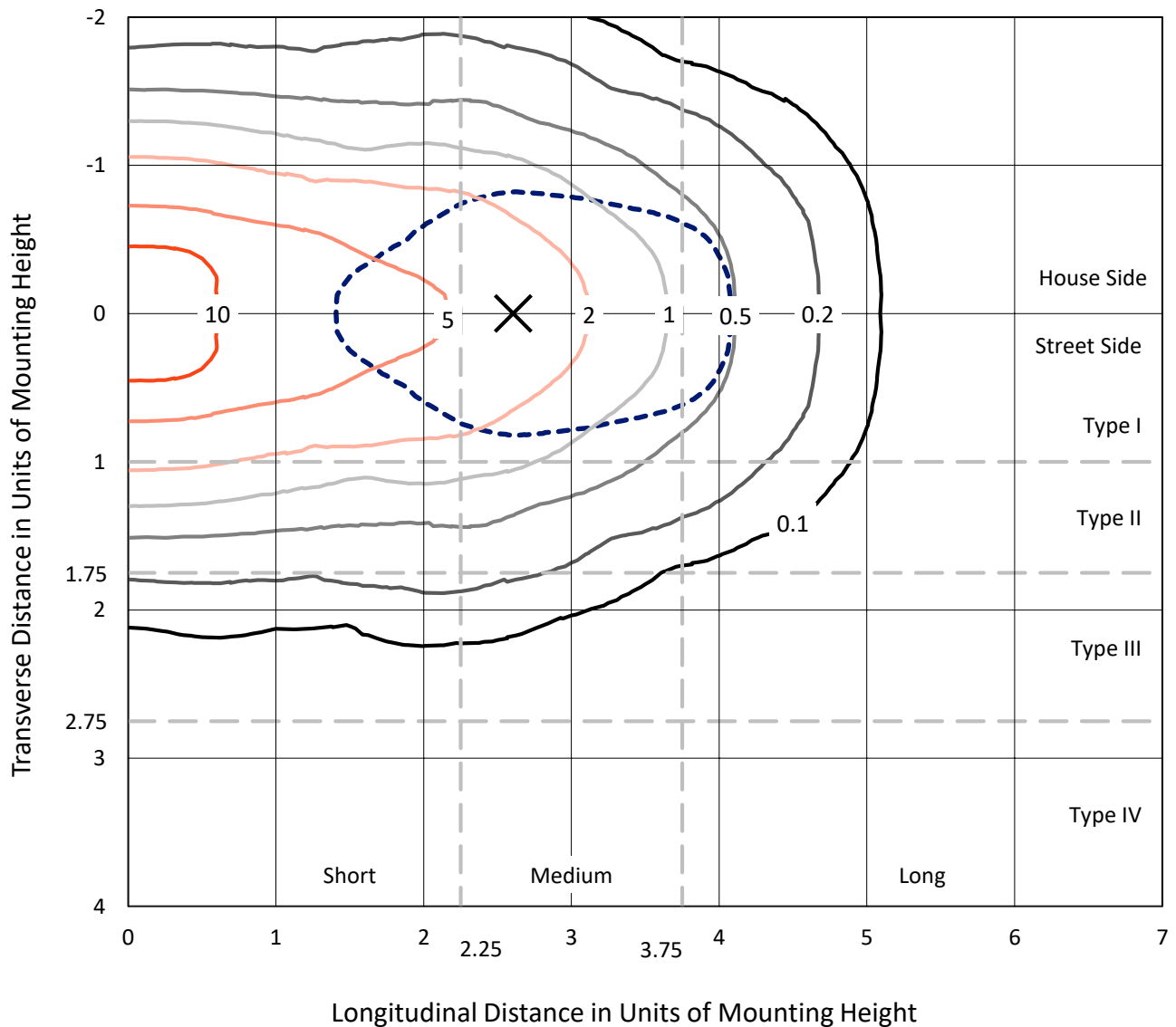
Input Watts (W): 75.2  
Input Voltage (V): NR  
Input Current (A<sub>in</sub>): NR  
Voltage Rise (V): NR  
Power Factor: NR  
Total Harmonic Distortion (THDi): NR  
Frequency (hertz): 60  
Stabilization Time: NR  
Operation Time: NR  
Ambient Temperature (°C): NR  
Test Distance: 25 FT



REPORT NUMBER: P140758  
 CATALOG NUMBER: ECM-E03-LED-E1-RW-8030

### Iso-Footcandle Lines of Horizontal Illumination

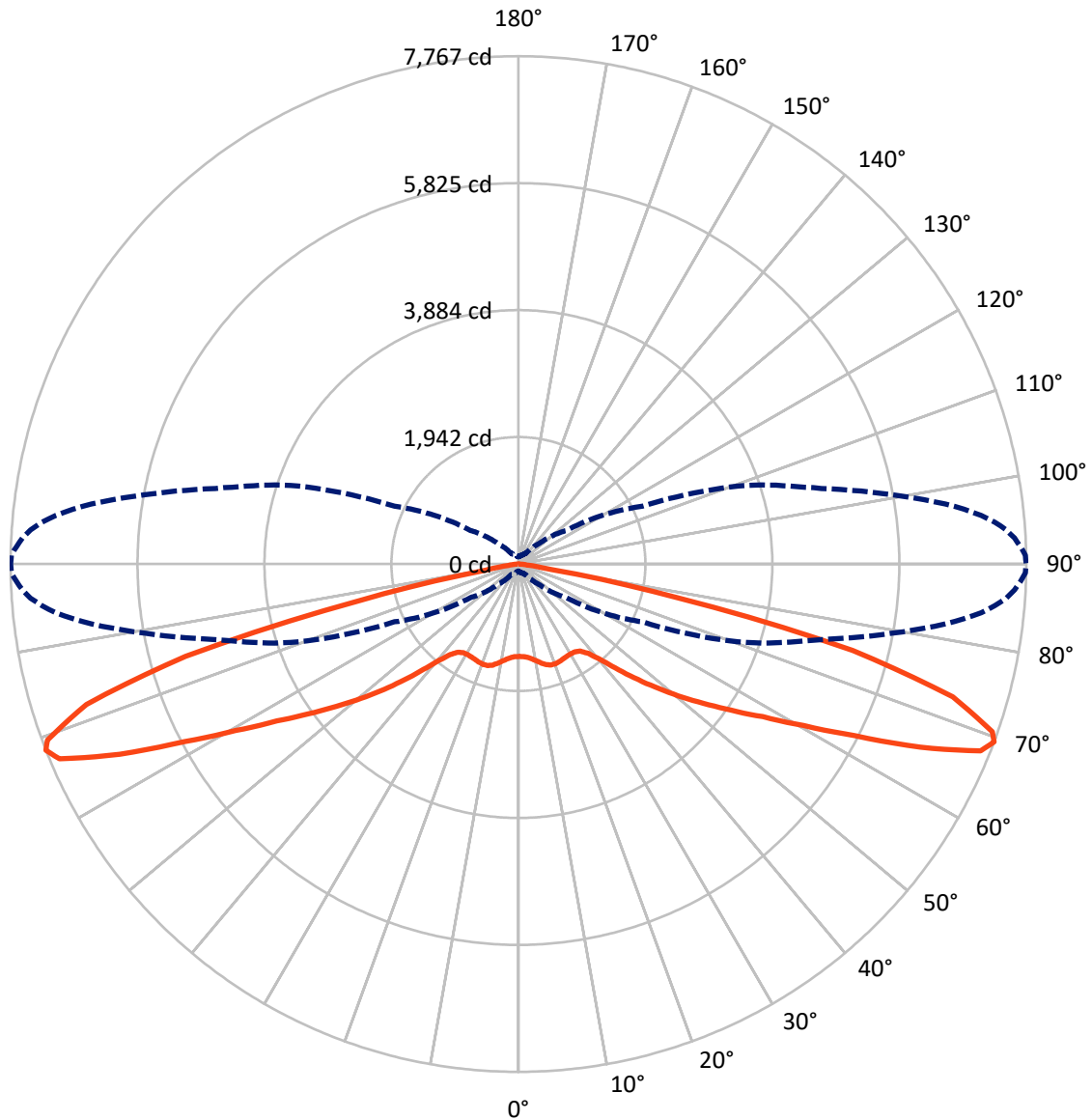
× Max cd  
 - - - 1/2 Max cd



Based on 10 foot mounting height. Maximum calculated value = 14.4 fc  
 Type I - Short - Full Cutoff

REPORT NUMBER: P140758  
CATALOG NUMBER: ECM-E03-LED-E1-RW-8030

### Luminous Intensity Polar Plot



— Vertical Plane Through 90-Deg Lateral    - - - Horizontal Cone Through 69-Deg Vertical

REPORT NUMBER: P140758

CATALOG NUMBER: ECM-E03-LED-E1-RW-8030

**FLUX DISTRIBUTION:**

		Downward	Upward	Total
<b>House Side</b>	Lumens	3743.9	0.0	3743.9
	% Fixture	50.0	0.0	50.0
<b>Street Side</b>	Lumens	3743.9	0.0	3743.9
	% Fixture	50.0	0.0	50.0
<b>Total</b>	Lumens	7487.9	0.0	7487.9
	% Fixture	100.0	0.0	100.0

**Coefficient of Utilization**

**ZONAL LUMENS:**

Zone	Lumens	% Fixture
0°-10°	138.4	1.8
10°-20°	435.1	5.8
20°-30°	703.7	9.4
30°-40°	879.0	11.7
40°-50°	1099.4	14.7
50°-60°	1354.7	18.1
60°-70°	1677.2	22.4
70°-80°	1096.2	14.6
80°-90°	104.2	1.4
90°-100°	0.0	0.0
100°-110°	0.0	0.0
110°-120°	0.0	0.0
120°-130°	0.0	0.0
130°-140°	0.0	0.0
140°-150°	0.0	0.0
150°-160°	0.0	0.0
160°-170°	0.0	0.0
170°-180°	0.0	0.0
0°-90°	7487.9	100.0
0°-180°	7487.9	100.0



REPORT NUMBER: P140758

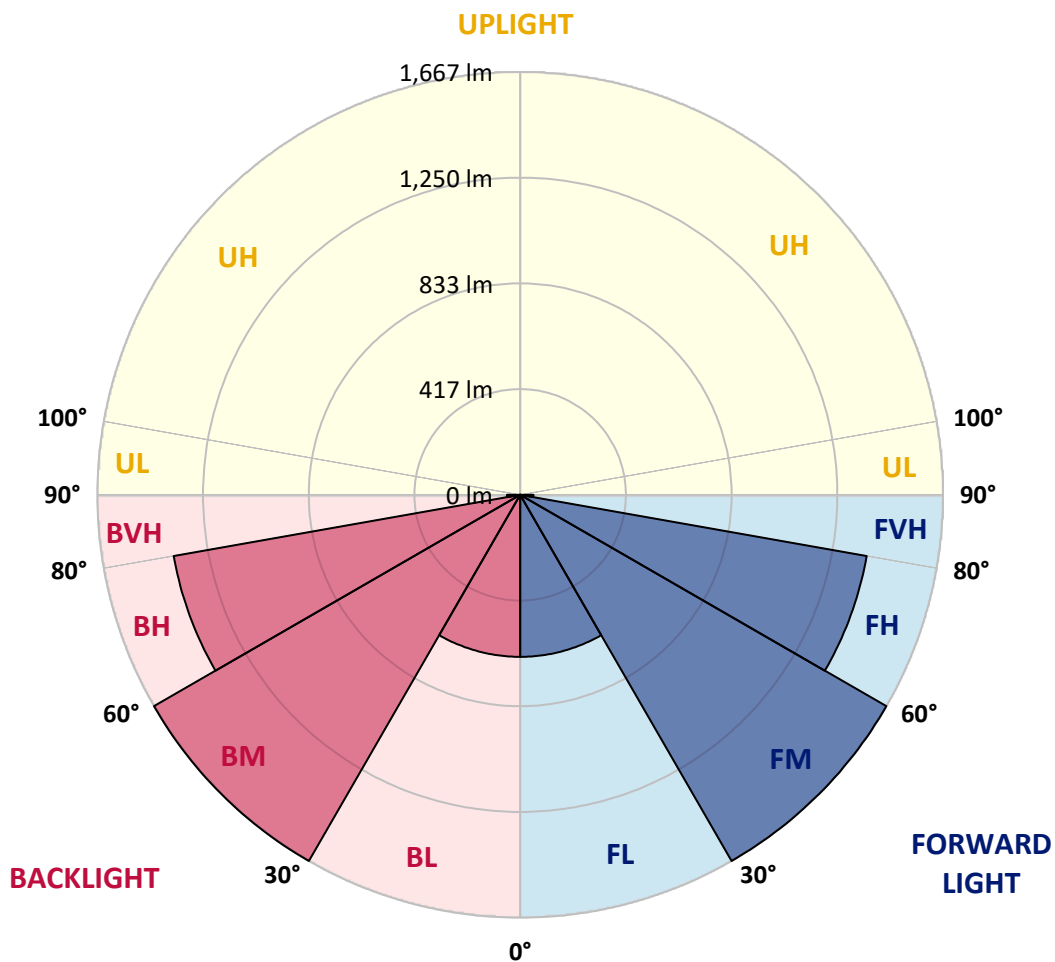
CATALOG NUMBER: ECM-E03-LED-E1-RW-8030

**LUMINAIRE CLASSIFICATION SYSTEM LUMEN TABLE AND BUG RATING:**

Zone		Lumens	% Fixture	Zone Rating/Lumen Limit		
				B	U	G
FL	(0°-30°)	638.6	8.5			
FM	(30°-60°)	1666.5	22.3			
FH	(60°-80°)	1386.7	18.5			G1/1800
FVH	(80°-90°)	52.1	0.7			G1/100
BL	(0°-30°)	638.6	8.5	B2/1000		
BM	(30°-60°)	1666.5	22.3	B2/2500		
BH	(60°-80°)	1386.7	18.5	B3/2500		G3/2500
BVH	(80°-90°)	52.1	0.7			G1/100
UL	(90°-100°)	0.0	0.0		U0/0	
UH	(100°-180°)	0.0	0.0		U0/0	

**BUG Rating: B3-U0-G3**

Type I Short





REPORT NUMBER: P140758

CATALOG NUMBER: ECM-E03-LED-E1-RW-8030

**CANDELA DISTRIBUTION (FULL):**

	0°	5°	15°	25°	35°	45°	55°	65°	66°	67°	68°
0°	1413.7	1413.7	1413.7	1413.7	1413.7	1413.7	1413.7	1413.7	1413.7	1413.7	1413.7
2.5°	1423.0	1423.8	1421.2	1422.1	1423.0	1422.2	1420.8	1420.8	1420.4	1420.0	1419.6
5°	1432.2	1432.6	1431.4	1433.5	1433.9	1435.2	1435.2	1435.6	1435.4	1435.1	1434.8
7.5°	1445.3	1447.1	1445.8	1448.7	1451.6	1455.9	1458.0	1463.1	1463.0	1462.9	1462.8
10°	1457.6	1459.2	1459.2	1466.0	1473.2	1481.2	1489.6	1497.6	1498.2	1498.7	1499.2
12.5°	1466.8	1468.1	1470.2	1482.4	1498.5	1512.0	1526.8	1539.4	1540.0	1540.4	1541.0
15°	1463.1	1466.0	1475.7	1495.1	1523.4	1545.8	1563.9	1579.1	1580.1	1581.1	1582.2
17.5°	1450.0	1454.6	1468.6	1501.4	1544.9	1580.8	1602.3	1606.5	1607.2	1607.9	1608.5
20°	1421.8	1428.4	1450.4	1497.2	1561.4	1609.9	1631.4	1623.8	1623.2	1622.5	1621.8
22.5°	1374.4	1383.3	1410.8	1477.4	1562.6	1631.0	1652.1	1631.0	1628.6	1626.3	1623.9
25°	1311.1	1318.3	1349.6	1428.4	1543.2	1634.8	1665.2	1635.6	1631.9	1628.1	1624.3
27.5°	1234.4	1240.2	1279.1	1363.0	1495.2	1615.4	1673.6	1643.6	1638.8	1633.9	1629.0
30°	1147.8	1152.9	1195.6	1285.0	1427.6	1572.8	1672.8	1661.8	1656.0	1650.2	1644.4
32.5°	1061.8	1063.8	1101.8	1200.2	1352.5	1509.9	1658.8	1689.6	1684.0	1678.3	1672.7
35°	967.2	974.0	1014.5	1121.6	1267.6	1440.7	1640.3	1728.5	1725.3	1722.1	1718.9
37.5°	891.2	893.4	936.8	1048.2	1198.9	1377.8	1616.6	1778.3	1780.6	1782.9	1785.1
40°	815.3	815.3	858.4	974.0	1130.1	1321.3	1596.9	1839.5	1851.1	1862.6	1874.2
42.5°	732.2	738.0	780.3	895.5	1063.4	1273.2	1586.7	1912.9	1934.7	1956.5	1978.2
45°	654.5	658.3	701.4	814.0	980.3	1218.3	1583.8	1994.8	2027.8	2060.9	2094.0
47.5°	578.2	583.6	624.6	727.9	889.6	1145.3	1580.0	2088.0	2130.3	2172.6	2214.9
50°	507.2	510.6	556.2	650.3	800.1	1050.8	1555.1	2192.3	2243.9	2295.6	2347.2
52.5°	432.2	438.8	476.4	573.5	709.8	949.0	1489.6	2305.8	2368.2	2430.7	2493.2
55°	353.6	351.9	397.1	488.2	630.9	851.6	1369.0	2404.1	2479.5	2554.8	2630.2
57.5°	259.1	264.6	306.0	398.4	539.3	769.7	1226.8	2455.2	2549.2	2643.2	2737.2
60°	185.7	193.2	229.2	302.2	448.2	689.6	1081.6	2419.7	2544.3	2668.9	2793.4
62.5°	145.2	148.6	179.4	226.6	349.4	605.6	984.1	2327.8	2499.5	2671.2	2843.0
65°	126.6	130.4	157.8	182.4	265.4	525.8	925.4	2254.3	2481.0	2707.7	2934.4
67.5°	115.2	119.8	143.5	160.4	217.8	457.9	911.5	2194.4	2460.3	2726.3	2992.2
69°	109.7	114.4	136.3	152.0	202.2	436.4	895.5	2093.6	2363.4	2633.3	2903.2
70°	107.2	111.0	132.1	146.8	197.0	423.7	859.2	1978.3	2239.2	2500.1	2760.9
72.5°	98.8	100.8	120.2	134.6	186.6	354.5	680.7	1480.8	1698.8	1916.8	2134.8
75°	87.4	90.7	108.4	123.2	149.8	227.0	446.4	895.0	1056.5	1218.0	1379.4
77.5°	75.2	78.0	93.2	117.8	115.2	137.6	256.6	500.0	587.3	674.6	761.9
80°	64.9	68.0	81.9	109.3	93.7	101.7	173.0	326.2	359.4	392.5	425.7
82.5°	51.0	53.2	68.8	89.1	72.6	75.6	129.6	284.8	304.8	324.8	344.8
85°	32.5	33.8	50.2	60.8	50.6	44.7	81.4	208.9	224.7	240.5	256.2
87.5°	11.4	16.0	22.4	21.1	21.1	16.0	28.7	77.2	83.4	89.5	95.7
90°	0.0	0.0	0.0	0.0	0.0	0.0	0.0	0.0	0.0	0.0	0.0



REPORT NUMBER: P140758

CATALOG NUMBER: ECM-E03-LED-E1-RW-8030

**CANDELA DISTRIBUTION (continued):**

	69°	70°	71°	72°	73°	74°	75°	76°	77°	78°	79°
0°	1413.7	1413.7	1413.7	1413.7	1413.7	1413.7	1413.7	1413.7	1413.7	1413.7	1413.7
2.5°	1419.2	1418.8	1419.2	1419.2	1418.8	1418.4	1418.3	1417.9	1417.0	1417.0	1416.6
5°	1434.6	1434.4	1435.2	1434.8	1435.2	1434.8	1434.8	1434.4	1434.8	1433.1	1432.7
7.5°	1462.7	1462.6	1462.6	1463.9	1463.0	1462.6	1463.4	1463.4	1463.5	1462.6	1462.6
10°	1499.7	1500.2	1501.0	1501.9	1501.9	1501.9	1503.6	1502.4	1504.8	1502.3	1503.6
12.5°	1541.4	1542.0	1544.0	1544.9	1545.8	1545.8	1545.8	1548.3	1550.0	1549.6	1550.0
15°	1583.2	1584.2	1584.6	1585.8	1585.9	1586.3	1588.0	1590.9	1590.1	1591.8	1591.8
17.5°	1609.2	1609.9	1609.5	1609.5	1610.4	1611.6	1613.3	1615.0	1614.6	1615.8	1616.7
20°	1621.1	1620.4	1619.2	1618.4	1617.9	1618.8	1618.8	1619.2	1620.0	1620.0	1620.0
22.5°	1621.6	1619.2	1616.2	1614.6	1612.4	1611.2	1612.0	1611.2	1611.1	1611.2	1610.4
25°	1620.5	1616.7	1612.1	1608.6	1605.2	1603.2	1601.1	1600.2	1598.6	1598.5	1598.5
27.5°	1624.1	1619.2	1614.6	1608.2	1603.6	1601.0	1598.1	1595.2	1593.4	1591.8	1591.8
30°	1638.5	1632.7	1626.8	1619.2	1612.8	1610.8	1605.2	1602.4	1598.1	1596.0	1595.2
32.5°	1667.0	1661.4	1653.4	1645.0	1639.9	1633.6	1628.9	1622.6	1617.9	1614.9	1611.2
35°	1715.7	1712.5	1705.7	1700.2	1692.6	1685.4	1676.2	1672.8	1663.0	1661.4	1656.8
37.5°	1787.4	1789.7	1788.4	1784.2	1779.1	1772.8	1769.0	1761.8	1758.0	1754.2	1750.0
40°	1885.7	1897.3	1901.0	1905.8	1907.0	1912.5	1906.2	1905.3	1900.2	1904.4	1902.0
42.5°	2000.0	2021.8	2033.6	2047.6	2062.8	2076.6	2087.6	2106.2	2104.0	2118.4	2128.6
45°	2127.1	2160.2	2190.6	2213.8	2242.9	2275.0	2303.2	2329.4	2359.0	2375.8	2400.8
47.5°	2257.2	2299.4	2342.9	2386.0	2427.3	2468.6	2519.3	2565.3	2610.0	2640.4	2678.9
50°	2398.9	2450.5	2502.9	2555.6	2614.3	2679.2	2735.8	2795.7	2857.3	2919.8	2963.7
52.5°	2555.6	2618.0	2675.0	2730.8	2803.3	2872.1	2945.5	3020.6	3113.9	3181.8	3242.2
55°	2705.6	2781.0	2843.4	2910.1	2986.0	3062.4	3152.3	3246.4	3345.2	3443.0	3531.6
57.5°	2831.2	2925.2	2999.6	3065.8	3147.2	3235.4	3332.0	3448.6	3561.2	3682.8	3797.1
60°	2918.0	3042.6	3132.0	3211.8	3306.3	3404.2	3530.4	3668.0	3816.1	3967.2	4114.0
62.5°	3014.8	3186.5	3308.8	3422.8	3534.6	3643.5	3785.8	3956.6	4157.5	4340.2	4534.8
65°	3161.1	3387.8	3568.4	3713.6	3872.2	4030.9	4196.8	4396.4	4624.6	4891.4	5118.0
67.5°	3258.2	3524.1	3753.6	3961.7	4147.0	4339.8	4549.1	4788.0	5063.5	5335.8	5617.6
69°	3173.2	3443.0	3685.8	3914.8	4117.8	4325.4	4538.2	4778.7	5060.2	5361.0	5658.5
70°	3021.8	3282.7	3533.4	3774.8	3973.0	4190.0	4399.3	4628.4	4913.7	5214.6	5538.2
72.5°	2352.8	2570.8	2828.2	3061.2	3297.9	3495.8	3684.9	3914.8	4202.6	4489.2	4804.4
75°	1540.9	1702.4	1937.8	2129.4	2334.0	2519.7	2656.8	2885.2	3059.9	3329.6	3622.4
77.5°	849.2	936.4	1058.8	1215.0	1303.1	1407.8	1544.9	1628.0	1752.1	1940.8	2028.6
80°	458.9	492.0	543.6	576.0	602.2	576.4	562.5	587.4	576.9	574.0	545.6
82.5°	364.8	384.8	411.4	430.4	418.2	362.9	304.2	261.6	234.2	197.0	168.8
85°	272.0	287.8	298.0	310.6	308.4	279.0	223.2	172.6	135.5	108.0	94.1
87.5°	101.9	108.0	111.0	135.0	124.0	117.8	91.6	66.7	51.0	37.2	30.0
90°	0.0	0.0	0.0	0.0	0.0	0.0	0.0	0.0	0.0	0.0	0.0





REPORT NUMBER: P140758  
 CATALOG NUMBER: ECM-E03-LED-E1-RW-8030

**CANDELA DISTRIBUTION (continued):**

	80°	81°	82°	83°	84°	85°	86°	87°	88°	89°	90°
0°	1413.7	1413.7	1413.7	1413.7	1413.7	1413.7	1413.7	1413.7	1413.7	1413.7	1413.7
2.5°	1417.5	1417.0	1417.1	1417.1	1417.4	1416.6	1415.8	1416.6	1416.2	1416.2	1416.2
5°	1434.4	1433.9	1434.0	1434.4	1434.0	1434.4	1434.0	1432.2	1433.1	1433.5	1433.9
7.5°	1463.5	1463.1	1463.1	1465.2	1464.8	1464.3	1463.9	1464.8	1463.5	1463.5	1464.3
10°	1503.6	1505.2	1504.8	1506.1	1505.6	1504.8	1504.0	1504.8	1506.1	1506.5	1504.8
12.5°	1552.6	1553.0	1552.1	1554.2	1553.0	1555.9	1552.5	1554.2	1555.9	1553.4	1554.6
15°	1592.2	1592.2	1593.9	1594.3	1593.9	1594.8	1597.2	1596.0	1594.8	1596.8	1597.7
17.5°	1616.2	1617.5	1618.0	1618.4	1619.2	1620.0	1620.4	1620.0	1620.4	1621.3	1623.0
20°	1621.7	1621.3	1622.2	1622.6	1623.8	1623.9	1624.7	1624.2	1625.6	1626.0	1626.4
22.5°	1612.0	1612.4	1612.8	1614.2	1613.7	1614.6	1614.9	1616.2	1615.8	1616.7	1617.1
25°	1599.0	1599.8	1600.2	1599.8	1599.8	1600.2	1600.6	1600.2	1601.9	1602.8	1602.7
27.5°	1590.5	1590.5	1591.8	1591.4	1590.5	1591.4	1590.9	1590.9	1590.9	1591.4	1592.6
30°	1593.9	1592.6	1591.8	1591.8	1591.4	1590.5	1589.6	1588.4	1588.4	1588.8	1588.4
32.5°	1612.0	1609.5	1608.2	1606.9	1606.1	1604.0	1601.4	1600.6	1598.5	1598.5	1597.7
35°	1658.4	1655.5	1655.4	1650.8	1648.3	1647.0	1645.0	1638.6	1639.0	1636.5	1635.7
37.5°	1750.9	1745.8	1743.6	1747.9	1739.9	1743.2	1736.0	1733.2	1734.8	1730.2	1732.7
40°	1906.2	1914.2	1910.8	1915.4	1917.6	1918.4	1918.4	1911.2	1918.4	1907.0	1910.8
42.5°	2130.2	2151.3	2158.9	2161.4	2174.6	2171.1	2167.4	2167.0	2166.5	2172.0	2169.1
45°	2412.2	2415.0	2451.0	2457.8	2464.9	2472.9	2470.8	2480.0	2486.9	2477.6	2478.8
47.5°	2700.4	2730.3	2756.4	2770.8	2786.4	2778.4	2784.8	2788.6	2812.6	2810.0	2808.0
50°	3017.7	3067.9	3081.8	3097.5	3109.7	3134.2	3132.0	3146.8	3144.2	3164.1	3166.7
52.5°	3318.6	3373.8	3430.0	3454.4	3473.0	3501.3	3512.3	3528.3	3522.4	3520.7	3535.5
55°	3617.8	3710.2	3774.4	3837.2	3872.2	3909.8	3925.8	3948.6	3958.8	3963.4	3944.8
57.5°	3914.4	4025.4	4133.8	4211.5	4265.5	4322.1	4352.0	4377.0	4406.0	4415.8	4406.5
60°	4261.3	4423.8	4566.0	4669.8	4769.4	4831.0	4895.6	4942.8	4951.7	4991.8	5017.5
62.5°	4723.4	4921.3	5101.5	5252.6	5407.0	5522.2	5638.7	5685.2	5731.1	5762.4	5781.3
65°	5353.4	5614.2	5863.2	6078.0	6267.5	6459.0	6595.0	6666.2	6757.8	6776.0	6756.1
67.5°	5905.8	6213.4	6522.8	6796.2	7000.9	7199.6	7360.8	7479.0	7564.7	7606.9	7624.6
69°	5966.6	6279.3	6595.4	6868.0	7115.7	7314.0	7479.0	7596.4	7681.6	7754.6	7767.2
70°	5842.2	6193.2	6500.4	6775.6	7030.8	7233.0	7380.7	7514.9	7612.0	7668.1	7687.9
72.5°	5128.6	5444.2	5754.3	6071.2	6290.2	6533.0	6654.4	6762.0	6891.2	6964.6	6948.6
75°	3886.6	4159.6	4430.2	4667.2	4836.1	4925.6	5067.8	5172.0	5153.0	5276.6	5280.0
77.5°	2192.2	2227.7	2411.3	2386.8	2467.9	2470.0	2491.0	2527.8	2457.3	2602.0	2498.2
80°	531.7	524.6	562.5	517.8	514.0	510.2	497.5	522.4	525.8	500.1	504.7
82.5°	156.2	149.4	146.4	142.6	149.0	146.9	148.2	149.0	153.2	147.7	153.6
85°	85.7	80.6	80.2	78.1	77.6	73.0	72.6	72.6	69.6	70.5	70.1
87.5°	32.9	30.8	29.1	27.8	27.4	26.2	24.9	22.8	20.3	18.2	16.9
90°	0.0	0.0	0.0	0.0	0.0	0.0	0.0	0.0	0.0	0.0	0.0

(END OF REPORT)